

# Out-Sider<sup>®</sup> Meridian<sup>™</sup>



**Exterior Platform Vehicle Lift**



*Transport Your  
Mobility Device Outside  
Your Vehicle With  
Complete Confidence*


Bruno's Out-Sider Meridian exterior platform vehicle lift (ASL-250) is the most rugged, reliable and versatile exterior lift on the market. With a securement package specific to your personal mobility device, this marvelous, fully powered lift allows you to retain all vehicle seating by carrying your mobility device at the back of your sedan, SUV, minivan, pickup truck, full-size van or CUV.

Amazingly simple, one button operation makes the Out-Sider Meridian a breeze to operate. And when your mobility device is not on the lift, the platform automatically folds up as the lift is raised. Tested to 100,000 miles, under extreme temperatures and rough road conditions, the Out-Sider Meridian truly lets you...


*Live Life Your Way!*



*Out-Sider<sup>®</sup> Meridian works with Scooters*



**Automatic Securement  
for Powerchairs  
(uses Hold-Tite arm)**



**Automatic Hold-Tite for Scooters Version**



**1.** Roll or drive mobility device onto platform...



**2.** Raise lift to automatically secure scooter.

**Automatic Securement  
for Scooters  
(uses Hold-Tite foot)**

# or Powerchairs...



**Automatic Hold-Tite for Powerchairs (HTP) Version**



**1. Roll or drive mobility device onto platform...**



**2. Swing Hold-Tite Arm into place...**



**3. Raise lift to automatically secure powerchair.**

## Exterior Grade Securement Belts...

for both powerchairs and scooters.



**Retractable Securement Belts for powerchairs**



**Retractable Securement Belts for scooters**

## Works on many types of vehicles...



**SUVs**



**Minivans**



**Pickup Trucks**



**Sedans**


## Value Added Features...

- Lightweight Design - Lift weighs only 98 lb/44 kg
- Platform Traction Coating for easy Drive On/Off – No reversing necessary
- Modular Hitch Interface - Lift works with Class II or Class III hitch receivers

## Among The Most Popular Standard Features...



Single Switch Operation



Self-Leveling Platform



Low-Profile Design - Provides rear view mirror visibility



Lighted License Plate Holder

## Swing-Away™ Option



The convenient Swing-Away option allows you to easily rotate the Out-Sider almost 180° for complete access to the back hatch, trunk or tailgate, and is angle adjustable to accommodate unlevel vehicle hitch receivers.

## Innovation... for your Independence and Convenience.

### KEY SPECIFICATIONS

	ASL-250
Maximum Weight Capacity	350 lb/159 kg
Product Weight*	98 lb/44 kg
Fully Powered Operation	yes
Single Switch Operation	yes
Automatic Folding Platform	yes
Emergency Backup	yes
Height Adjustable	yes
Angle Adjustable	yes
Can Reinstall on Another Vehicle	yes
Compatible w/ Class II or Class III Hitch Receiver	yes
Standard Securement Method	yes
3 Year Warranty	yes
Eligible for Auto Manufacturer Rebate	yes

**IMPORTANT:** Contact your authorized Bruno dealer for specific details on your vehicle!

\*does not include hitch module or Swing-Away option

Represented by:

**BRUNO INDEPENDENT LIVING AIDS, INC.®**

1780 Executive Drive, P.O. Box 84, Oconomowoc, WI 53066

www.bruno.com

